

Hello

Once again, welcome to Krimsvej.

Hope you have a good trip and a good stay.

Here is some useful information:

**Find your way:**

By Metro: From the airport or from the railway station (use the stairs down to the platform itself), take the metro directly to the station called Øresund. Go up the stairs, keep right and immediately after keep right down Krimsvej approx. 150 meters. On the left you will find an oblong building with apartments on two floors. Krimsvej 15A.

**By car:**

Parking on Krimsvej and in general in the area is subject to a fee. Use possibly parking garage.




This is what Krimsvvej 15A looks like - seen from the road:



Go up the stairs



The apartment is the first on the right



The key is in a key box on the right side of the door:




You will receive the code separately.

Press X, enter the six digits, press OK.

When you leave the apartment at the end of your stay, put the key in the box.

When the door needs to be locked or unlocked, the door handle must be tilted upwards first, then the key can be used. Both from the outside and from the inside.



## Wifi

You can find WiFi as follows:

WiFi modem: 5323

Password: 68bh8e249d

The modem is in the technical cabinet on the left - in the small room.

## TV:

Use this remote control. Start: press in the upper right corner.

Go to app: Northern Lights Play. It offers a wide range of TV programmes.



## The sofa bed

The sofa bed in the small room is made for the night for two people. Lift up and pull out the mattress.



## Laundry

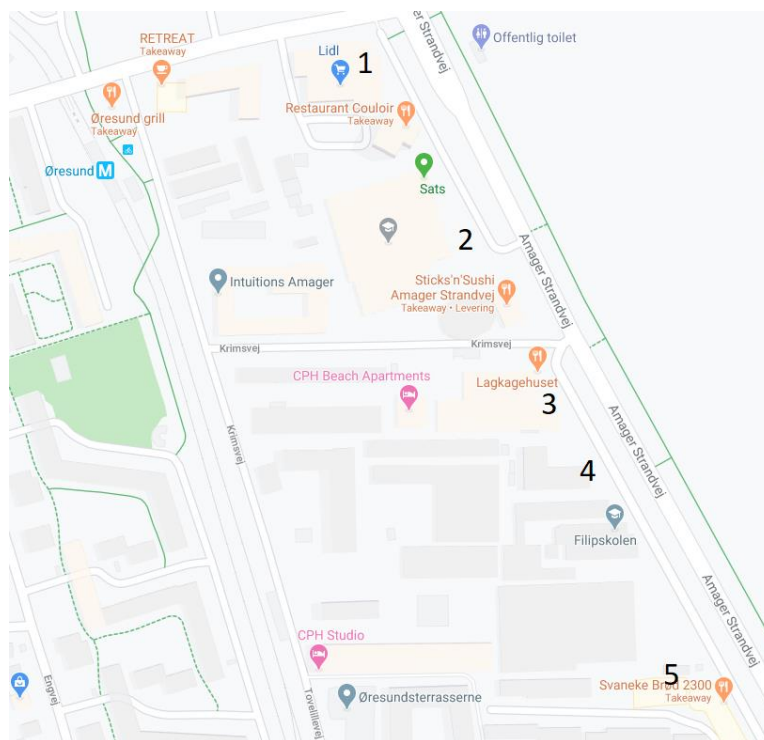
Washing machine and dryer – one machine:

There is liquid soap in the bottom drawer.

## The kitchen:

You are welcome to use what is in the kitchen cupboards and in the fridge. The oven is both a regular oven and a microwave. Press start to select.

**You will find the nearest shopping opportunities here:**



1. Lidl, supermarket, open 7am-10pm every day
2. Rema 1000 – open 7am-10pm every day
3. Lagkagehuset, bakery, to-go coffee, etc. – open 7am-6pm every day
4. Restaurant
5. Svaneke Brød, alternative bakery, open Friday 7am-6pm, Sat-Sun 7am-4pm

## Trash

In front of the house there is a small building for waste - remember to sort the waste. The green bag is for food waste.

Use the front door key. On the other side of the path – opposite the terrace – cardboard, plastic, bottles etc. is delivered. The code is 2323 #.

## Take care of the coffee machine

Make sure the funnel fits correctly - otherwise it can spill coffee and coffee grounds over the table.



*Wrong. Set the funnel straight.*



## The terrace

Feel free to use the yellow stoppers to prevent the patio door from slamming when pulled through.

Feel free to use them consistently.



Remember that the neighbors are permanent residents and may have to go to work the next day. It will therefore be fine to have a little more subdued speech on the terrace after 11pm.

You are welcome to use the roof terrace - take the stairs at the end of the corridor. It is for all residents, so be considerate and remember to clean up after yourself and take any waste with.

